

# ES961 & ES961W



## Cardioid Condenser Boundary Microphones

engineered sound® microphones



### Features

- **PivotPoint® rotating output connector allows cable to exit from either the rear or the bottom of the microphone**
- **Small-diameter UniPoint cardioid capsule near boundary eliminates phase distortion and delivers clear, high-output performance**
- **Superior off-axis rejection for maximum gain before feedback**
- **UniGuard® RFI-shielding technology offers outstanding rejection of radio frequency interference (RFI)**
- **Self-contained electronics eliminate need for external power module**
- **UniSteep® filter provides a steep low-frequency attenuation to improve sound pickup without affecting voice quality**
- **Available interchangeable elements permit angle of acceptance from 100° to 360°**
- **Heavy die-cast case and non-slip silicon foam bottom pads minimize coupling of surface vibration to the microphone**
- **Low-profile design with low-reflectance finish for minimum visibility**
- **Available in two colors: black (ES961) and white (ES961W)**

### Description

The ES961 is a wide-range condenser microphone with a cardioid polar pattern. It is designed for surface-mount applications such as high-quality sound reinforcement, conferencing, professional recording, television and other demanding sound pickup applications.

The microphone requires 11V to 52V phantom power for operation.

The microphone is equipped with UniGuard® RFI-shielding technology, which offers outstanding rejection of radio frequency interference (RFI).

The microphone's cardioid polar pattern provides a 120° angle of acceptance (cardioid in hemisphere above mounting surface). Additional interchangeable elements with omnidirectional (360°) and hypercardioid (100°) pickup patterns are available.

The microphone includes a 7.6 m (25') output cable terminating in special TA3F-type and XLRM-type connectors designed to optimize RFI immunity. The output of the microphone is a TB3M-type connector. The microphone is equipped with Audio-Technica's unique PivotPoint® rotating output connector.

A switch permits choice of flat response or low-frequency roll-off (via integral 80 Hz high-pass UniSteep® filter) to help control undesired ambient noise. The microphone's heavy die-cast case and non-slip silicon foam bottom pads minimize coupling of surface vibration to the microphone.

The microphone includes a soft protective pouch and features a low-reflectance black finish. It is also available in white as the ES961W.

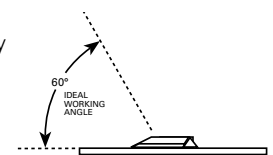
### Installation and Operation

The ES961 requires 11V to 52V phantom power for operation.

Output is low impedance (Lo-Z) balanced. The signal appears across Pins 2 and 3; Pin 1 is ground (shield). Output phase is "Pin 2 hot" — positive acoustic pressure produces positive voltage at Pin 2.

The microphone should be placed on a flat, unobstructed mounting surface, with the front of the microphone facing the sound source. The sound source should not be below, or higher than 60° above, the plane of the mounting surface.

An integral 80 Hz high-pass UniSteep® filter provides easy switching from a flat frequency response to a low-end roll-off. The roll-off position reduces the pickup of low-frequency ambient noise (such as traffic, air-handling systems, etc.), room reverberation and mechanically coupled vibrations. To engage the UniSteep® filter, slide the switch toward the "bent" line.



The microphone's PivotPoint® rotating output connector allows the cable to exit from either the rear or the bottom of the microphone without the need for tools or disassembly.

Avoid leaving the microphone in the open sun or in areas where temperatures exceed 110° F (43° C) for extended periods. Extremely high humidity should also be avoided.

**Note:** Audio-Technica has developed a special RFI-shielding mechanism, which is an integral part of the connectors in the Engineered Sound® line. If you remove or replace the connector, you may adversely affect the unit's RFI immunity. Audio-Technica offers a crimp tool (ATCT) and RFI shields that enable you to shorten the cable and correctly reinstall the connector while maintaining the highest level of RFI immunity.

**Note:** Placing any object on a surface (such as a conference table) before its finish is fully cured may result in damage to the finish.

### Architect's and Engineer's Specifications

The microphone shall be a fixed-charge condenser designed for use in surface-mount applications. It shall have a cardioid polar pattern with a uniform 120° angle of acceptance (cardioid in hemisphere above mounting surface) and a frequency response of 30 Hz to 20,000 Hz. It shall be capable of accepting optional interchangeable elements for additional polar patterns. The microphone shall operate from an external 11V to 52V DC phantom power source. It shall be capable of handling sound input levels up to 134 dB with a dynamic range of 108 dB. Nominal open-circuit output voltage shall be 19.9 mV at 1V, 1 Pascal. Output shall be low impedance balanced (200 ohms). It shall offer outstanding rejection of radio frequency interference (RFI).

The microphone shall incorporate self-contained electronics, eliminating the need for an external power module. A 7.6 m (25') miniature output cable with TA3F-type to XLRM-type connectors shall be supplied. The output of the microphone shall be a TB3M-type connector. The microphone shall include a switch to permit choice of flat response or 80 Hz low-frequency roll-off.

The microphone shall be equipped with an integral rotating output connector that allows the cable to exit from either the rear or the bottom of the microphone without the need to disassemble the microphone or

## ES961 & ES961W

use tools to change the cable exit location.

The microphone shall have a maximum width of 84.0 mm (3.31"), a maximum length of 108.0 mm (4.25") and a maximum height of 23.0 mm (0.91"). Weight shall be 262 grams (9.2 oz). The microphone shall be housed in a die-cast case with a perforated steel grille. Finish shall be low-reflectance black [white]. The microphone shall include a soft protective pouch.

The Audio-Technica ES961 [ES961W] is specified.

### Specifications

<b>Element</b>	Fixed-charge back plate, permanently polarized condenser
<b>Polar pattern</b>	Half-cardioid (cardioid in hemisphere above mounting surface)
<b>Frequency response</b>	30-20,000 Hz
<b>Low frequency roll-off</b>	80 Hz, 18 dB/octave
<b>Open circuit sensitivity</b>	-34 dB (19.9 mV) re 1V at 1 Pa
<b>Impedance</b>	200 ohms
<b>Maximum input sound level</b>	134 dB SPL, 1 kHz at 1% T.H.D.
<b>Dynamic range (typical)</b>	108 dB, 1 kHz at Max SPL
<b>Signal-to-noise ratio<sup>1</sup></b>	68 dB, 1 kHz at 1 Pa
<b>Phantom power requirements</b>	11-52V DC, 4 mA typical
<b>Switch</b>	Flat, roll-off
<b>Weight</b>	262 g (9.2 oz)
<b>Dimensions</b>	108.0 mm (4.25") maximum length, 84.0 mm (3.31") maximum width, 23.0 mm (0.91") maximum height
<b>Output connector</b>	TB3M-type
<b>Cable</b>	7.6 m (25.0') long, 3.2 mm (0.13") diameter, 2-conductor, shielded cable terminated with TA3F-type and XLRM-type connectors
<b>Optional interchangeable elements</b>	UE-O omnidirectional (360°) UE-H hypercardioid (100°)
<b>Accessory furnished</b>	Soft protective pouch

In the interest of standards development, A.T.U.S. offers full details on its test methods to other industry professionals on request.

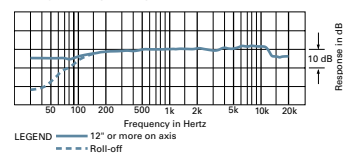
1 Pascal = 10 dynes/cm<sup>2</sup> = 10 microbars = 94 dB SPL

<sup>1</sup> Typical, A-weighted, using Audio Precision System One.

Specifications are subject to change without notice.

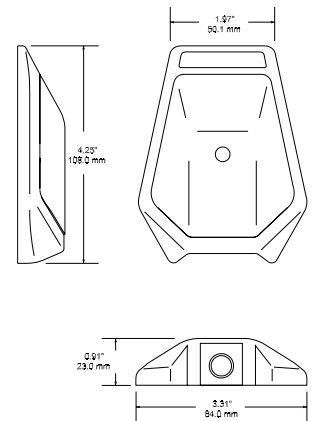
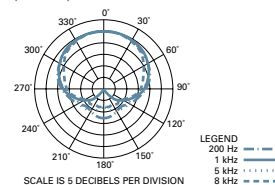


frequency response: 30–20,000 Hz



LEGEND — 12° or more on axis  
--- Roll-off

polar pattern



 **audio-technica**

Audio-Technica U.S., Inc., 1221 Commerce Drive, Stow, Ohio 44224

Audio-Technica Limited, Old Lane, Leeds LS11 8AG England

©2010 Audio-Technica U.S., Inc. [audio-technica.com](http://audio-technica.com)

0001-0105-01